



Katie & Kimble: The Magic Wish

Table of Contents for Katie & Kimble: The Magic Wish Activity Packets 2D through 2F (Chapters 7-12)

Katie & Kimble Classroom Materials (RL3) Cover Sheet

Activity Packet 2D – Chapters 7 & 8 Cover Sheet

The activity pages in Packet 2D include:

- What's the Story? (Chapter 7)
- Context Clues (Chapter 8)
- A Story in a Story (Chapter 8)
- Open-ended Questions (Chapters 7-8)
- Draw a Picture (Activity Packet 2D)
- Compare & Contrast (Activity Packet 2D)

Activity Packet 2E – Chapters 9 & 10 Cover Sheet

The activity pages in Packet 2E include:

- What's the Reason? (Chapter 9)
- Drawing Conclusions (Chapters 6-9)
- Classifying Words (Chapters 9-10)
- Fun with Words (Chapter 9)
- What's Happening? (Chapter 10)
- What's the Story? (Chapter 10)

Activity Packet 2F – Chapters 11 & 12 Cover Sheet

The activity pages in Packet 2F include:

- What's the Story? (Chapter 11)
- Ask the Author (Activity Packet 2F)
- Context Clues (Chapter 11)
- Open-ended Questions (Chapter 12)
- What's the Order? (Chapters 7-12)
- Ask the Author Follow Up (Activity Packet 2F)

Katie & Kimble Awards Package Cover

Katie & Kimble Printable Awards for Book 2

(Katie & Kimble: The Magic Wish)



Katie & Kimble: The Magic Wish

Katie & Kimble Classroom Materials (RL3)

A set of Katie & Kimble classroom/homeschool materials has been posted on the Katie & Kimble Blog (www.katieandkimbleblog.com) and is available for download free of charge.

The materials have been designed to accompany *Katie & Kimble: A Ghost Story* (Book 1) and *Katie & Kimble: The Magic Wish* (Book 2)—also available on the blog and through Amazon.com.

The Katie & Kimble classroom/homeschool materials consist of a set of 6 Activity Packets per book. Each Activity Packet covers two chapters and contains 7 Activity Pages. The first page of each Activity Packet is a Table of Contents/Cover Sheet page for the packet. Teachers and homeschoolers can decide which Activity Pages to use in each packet, and kids can check off each Activity Page on the Contents page as they complete it (very motivating, as they can see their progress). The Contents page/Cover Sheet also contains pre-reading activities for the chapters that follow.

The materials contained in the Activity Packets have been designed to meet the national standards set for education at the third grade level. The third grade requirements from two Iowa school systems have also been used as guidelines. I must also thank Mrs. Juli Dodd, M.A., third grade teacher and reading specialist for her advice, tips and guidance as to what teachers look for in reading comprehension activities.

The Katie & Kimble Classroom Materials contain the following:

- Reading Comprehension: context clues, sequencing, understanding directions, problem and solution, short answers, retelling the story, cloze-like passages and open-ended questions
- Word Skills: antonyms, synonyms, rhyming words, contractions review, compound words, and fun with words
- Analytical Skills: cause and effect, point of view, compare and contrast, apply text to self, problem and solution, and classifying words

Every Activity Page has been created within the context of the Katie & Kimble stories so that even word skills activities, such as contractions review and compound words, reinforce comprehension of the text.

Retail price is \$5.95 each. The Katie & Kimble books are available at www.katieandkimble.com and through Amazon.com.

Linda Thieman, M.A., author, the Katie & Kimble chapter book series (RL3)



Name _____

Katie & Kimble: The Magic Wish

Activity Packet 2D – Chapters 7 & 8

The activity pages in Packet 2D include:

- _____ What's the Story? (Chapter 7)
- _____ Context Clues (Chapter 8)
- _____ A Story in a Story (Chapter 8)
- _____ Open-ended Questions (Chapters 7-8)
- _____ Draw a Picture (Activity Packet 2D)
- _____ Compare & Contrast (Activity Packet 2D)

Getting Started

- 1) Before you read Chapters 7 & 8, answer these questions.
 - Now that Mr. Russell knows Kimble, how do you think he will act towards Kimble?
 - Will he be kind and thoughtful?
 - Will he be upset and try to stay away from her?
 - Explain your reasons.

- 2) Now read Chapters 7 & 8. Then fill out the activity pages in Packet 2D. Make a check mark on the list above when you finish an activity page.



Name _____

Katie & Kimble: The Magic Wish

What's the Story?

Chapter 7

In this passage from *Katie & Kimble: The Magic Wish*, Katie, Kimble and Mrs. Russell start to tell Mr. Russell the whole truth about Kimble.

Some of the words have been removed. Guess which word goes in each blank and fill in the blank, but don't look in your book for help!

"All right," Mr. Russell said. "I'm ready when you 1) _____."

He looked around the table. "Who wants to begin?"

2) _____ stopped eating. She looked at Mr. Russell.

"I'm a 3) _____," Kimble said in a normal voice. "Right now, I'm 4) _____. But that's only for two days. Then I'll be 5) _____ ghost again."

Kimble started eating again.

Mr. Russell coughed. 6) _____ quickly looked across the table at Mrs. Russell. Mrs. 7) _____ didn't move.

"It's true, Daddy," Katie said.

Katie quickly 8) _____ how she had met Kimble. The gifts, the graveyard, 9) _____ newspapers.

"And then this morning, we found a coupon 10) _____ a magic wish," Katie said.



Name _____

Katie & Kimble: The Magic Wish

Context Clues

Chapter 8

In Chapter 8, Katie, Kimble and Mr. Russell get ready for a picnic.



Katie cut and Kimble chopped and Mr. Russell sang. He sang loudly and he sang well.

"For the beauty of the earth," he sang. "For the glory of the skies." It was a beautiful old **hymn**.

1. Can you guess what the word **hymn** means? _____

2. Which word or words in the story helped you guess? _____

3. "For the Beauty of the Earth" is a very old hymn. Look inside the book, *Katie & Kimble: The Magic Wish*. Inside the front cover, you will see a *copyright* page. This is the page where you can find all the information you need about a book.

What year was the music written? _____

What year were the words written? _____

On the same page, there is a different word that means **words**.

Write it here. _____

4. A **homonym** is a word that sounds the same. But the homonym is spelled differently and it has a different meaning.

Write a word that is a homonym of **hymn**. _____

5. Look up the word **hymn** in the dictionary. Write the definition here.

6. Now write a sentence of your own. Use the word **hymn** in your sentence.



Name _____

Katie & Kimble: The Magic Wish

A Story in a Story

Chapter 8

Mr. Russell's Ghost Story

In Chapter 8, Mr. Russell tells a ghost story of his own. Read the following sentences. Write **yes** in the blank if the sentence is part of Mr. Russell's ghost story. Write **no** in the blank if it is not part of Mr. Russell's story.

If your answer is **no**, circle the word or words that are wrong and write the correct answer under the sentence.

- ___ 1. Mr. Russell saw some ghosts when he was a child.

- ___ 2. Mr. Russell felt scared when he saw the ghosts.

- ___ 3. Mr. Russell was all alone when he saw the ghosts.

- ___ 4. It was early one Friday morning.

- ___ 5. Mr. Russell was waiting for cartoons to start.

- ___ 6. It was a bright and sunny morning.

- ___ 7. The ghosts walked in front of the TV.

- ___ 8. Then they went upstairs into the attic.

- ___ 9. Mr. Russell jumped off the couch and ran over to the stairs to look at the ghosts.

- ___ 10. But, at that point, the ghosts had disappeared.



Name _____

Katie & Kimble: The Magic Wish

Draw a Picture

Activity Packet 2D

- 1) Describe your favorite scene in *Katie & Kimble: The Magic Wish*.
What is the scene? Why is it your favorite? Explain.

- 2) Draw a picture below of your favorite scene from the book.



Name _____

Katie & Kimble: The Magic Wish

Compare & Contrast

Activity Packet 2D

Compare

Write three sentences. Compare Katie's family to your family.
What things do your family and Katie's family share?

Example: *Katie's family lives in a house and my family lives in a house.*

1) _____

2) _____

3) _____

Contrast

Write three sentences. Contrast Katie's family with your family.
How is Katie's family different from your family?

Example: *Katie's dad is a teacher but my dad is a salesman.*

1) _____

2) _____

3) _____



Name _____

Katie & Kimble: The Magic Wish

Activity Packet 2E – Chapters 9 & 10

The activity pages in Packet 2E include:

- _____ What's the Reason? (Chapter 9)
- _____ Drawing Conclusions (Chapters 6-9)
- _____ Classifying Words (Chapters 9-10)
- _____ Fun with Words (Chapter 9)
- _____ What's Happening? (Chapter 10)
- _____ What's the Story? (Chapter 10)

Getting Started

- 1) Before you read Chapters 9 & 10, answer these questions.
Kimble just keeps eating and eating. Make a prediction.
Do you think all that eating is going to cause trouble for Kimble?
What do you think might happen?

- 2) Now read Chapters 9 & 10. Then fill out the activity pages in Packet 2E.
Make a check mark on the list above when you finish an activity page.



Name _____

Katie & Kimble: The Magic Wish

What's the Reason?

Chapter 9

1. **Synonyms:** In Chapter 9, all that eating finally catches up with Kimble and she throws up. How many different *words or phrases* do you know that have the same meaning as ***throw up***? Make a list below.

2. When Kimble throws up her lunch, the first thing Mrs. Russell says is, "Katie, please put Twinkle in the kitchen." Why do you think that Mrs. Russell wanted Katie to take Twinkle into the house? Explain your answer.

3. After she threw up, Kimble apologized (said she was sorry) to Mrs. Russell. Why was Kimble sorry? Explain your answer.

4. Was Mrs. Russell *angry* or *understanding* when Kimble threw up? Pick one of the two choices and explain your answer.



Name _____

Katie & Kimble: The Magic Wish

Drawing Conclusions

Chapter 6-9

Knowing Mr. Russell



In Chapters 6 through 9, we learn several things about Mr. Russell. In fact, we can draw the conclusion that Mr. Russell cares about nature and the earth.

All of the sentences below are true, but only some of them **show** that Mr. Russell cares about the earth. Write **yes** in the blank if the sentence shows that Mr. Russell cares about nature and the earth, and write **no** if it doesn't.

- _____ He is very polite to Kimble.
- _____ He uses cloth bags for grocery shopping.
- _____ He stays with Katie and Toby during his summer vacation.
- _____ He sings "For the Beauty of the Earth."
- _____ He doesn't put nails in the tree when he puts the swing up.
- _____ He helps carry in the groceries from the car.



Put on Your Thinking Cap!

1. Name two or three things that you and your family do because you care about nature and the earth. Explain why you do each thing.



Name _____

Katie & Kimble: The Magic Wish

Classifying Words

Chapter 9-10

Read the words in the box. Each of these words from Chapters 9 & 10 fits into one group. Write each choice under one heading.

hose	picture	timer	wrench
bikes	blanket	ropes	lunch
tree	ladder	salad	stand

Mr. Russell's camera

Inside the garage

At the picnic

Putting up the swing



Make your own list. Write 3 things that you find in your desk.

My desk




Name _____

Katie & Kimble: The Magic Wish

Fun with Words

Chapter 9

Use words from Chapter 9 to fill in the puzzle. The clues are below.



ACROSS

4. A long tube that water comes through
6. Clothes you wear to bed
7. A lunch you eat outside
8. Something that you don't expect
9. A cover for a bed or for the ground at a picnic

DOWN

1. A machine you use to take pictures
2. A building for your car
3. The first meal of the day
5. Something you eat between meals
6. A photograph; something you take with a camera

Created at Puzzle-maker.com



Name _____

Katie & Kimble: The Magic Wish

What's the Story?

Chapter 10

In this passage from *Katie & Kimble: The Magic Wish*, Katie and Kimble have just taken the training wheels off of Katie's new bike.

Some of the words have been removed. Guess which word goes in each blank and fill in the blank, but don't look in your book for help!

Kimble started pedaling. Katie ran behind her. Katie helped 1) _____ her up. Soon, Kimble was going too fast. Katie 2) _____ not keep up. So Katie let go. She stood 3) _____ watched Kimble flying down the bike path.

"She's doing 4) _____!" Katie said to herself. "She's doing it!"

But Katie 5) _____ Kimble was going too fast. Kimble kept pedaling harder 6) _____ harder. She was going faster and faster.

"Kimble!" Katie 7) _____. "Slow down a little! Kimble! Really!"

Kimble did not 8) _____ hear Katie. But it was too late anyway. Just 9) _____, Kimble hit a bump in the path. The bike 10) _____ into the grass. And Kimble went rolling down into the ditch.



Name _____

Katie & Kimble: The Magic Wish

Activity Packet 2F – Chapters 11 & 12

The activity pages in Packet 2F include:

- _____ What's the Story? (Chapter 11)
- _____ Ask the Author (Activity Packet 2F)
- _____ Context Clues (Chapter 11)
- _____ Open-ended Questions (Chapter 12)
- _____ What's the Order? (Chapters 7-12)
- _____ Ask the Author Follow Up (Activity Packet 2F)

Getting Started

- 1) Before you read Chapters 11 & 12, answer these questions.
 - It looks like Kimble's two days as human are coming to an end. Do you think Kimble will really disappear?
 - Do you think Kimble will return to the Russell family as a ghost again? Why or why not? Explain.

- 2) Now read Chapters 11 & 12. Then fill out the activity pages in Packet 2F. Make a check mark on the list above when you finish an activity page.



Name _____

Katie & Kimble: The Magic Wish

What's the Story?

Chapter 11

Saying Goodbye to Kimble

1. Why did Mrs. Russell stay home from work on Kimble's last morning as human? Choose two answers.
 - a. She needed to get some laundry done.
 - b. She wanted to say goodbye to Kimble.
 - c. She thought it was important to be with her family that day.
 - d. She wanted to fix some lunch before she left.
2. Before Kimble disappeared, Mr. Russell said three very important things to her. Which one of these sentences is something Mr. Russell did **NOT** say to Kimble?
 - a. "I'm glad you liked the swing."
 - b. "I believe in you."
 - c. "I love you."
 - d. "You can call me *Daddy*."
3. When Kimble disappeared, Toby spoke his first sentence. What was it?
 - a. "Mama, I eat now."
 - b. "Kibo go bye-bye."
 - c. "Kay-Kay cry now."
 - d. "Kibo hungry."



Put on Your Thinking Cap!

4. Compare how Katie felt when Kimble left to how you felt when Kimble left. Explain your answer.



Name _____

Katie & Kimble: The Magic Wish

Ask the Author

Activity Packet 2F

Now that you've finished reading *Katie & Kimble: The Magic Wish*, Linda Thieman (sounds like TEE-mun) would like to hear from you! Linda is the author of the Katie & Kimble books!

Post a comment or a question on the Katie & Kimble Blog.

<http://www.katieandkimbleblog.com>

Write the date of your post here _____

On the right sidebar of the Katie & Kimble Blog, there is a box called *Talk to Linda*. Click on Ask the Author a Question in order to post your question or comment on the blog.

Give your first name, your age (if you want to), and your state. Don't give other personal information online. And please be polite.

First, prepare your questions or comments on this page.

1) Questions: Do you have a question about the Katie & Kimble books? Do you have a question about the author? Write your questions.

2) Comments: Linda would love to hear your opinion about *Katie & Kimble: The Magic Wish*. Here are some ideas to help you make your comment.

Did you like the story? Why or why not?

What was your favorite part of the story? Why?

Were you surprised by the story? If so, why?



Name _____

Katie & Kimble: The Magic Wish

Context Clues

Chapter 11



Just then, Twinkle burst into the room.
"Hi, boy!" Kimble shouted. She hugged his big, thick neck.
"I'm sure going to miss your big, **slobbery** kisses."
Twinkle licked her arm.

1. What do you think **slobbery** means? _____
2. Circle the words in the text that helped you decide the meaning of the word.
3. What is the base word of **slobbery**? _____
4. Look up the base word in the dictionary. Write the meaning here. _____

5. The base word can be a noun or a verb. Use the base word in a sentence.



Mrs. Russell was holding Toby, but Toby **squirmed** to get down.
"Kibo!" Toby shouted. He ran over to Kimble and lifted his arms.

6. Using what you know about how small children behave, what do you think **squirmed** means? _____
7. What is the base word of **squirmed**? _____
8. Look up the base word in the dictionary. Write the meaning here. _____

9. Now write a sentence using the word **squirmed**.



Name _____

Katie & Kimble: The Magic Wish

Open-ended Questions

Chapter 12

Now that you've read Chapter 12, answer the following questions.

- 1) After Kimble disappears, Katie feels very sad. Katie misses Kimble. But there are two things that Kimble left behind. Both of these things remind Katie of when Kimble was human. List the two things.

- 2) At the end of the book, Kimble comes back to the Russell family. She's a ghost again. But this time, something is very different. What is the main difference?

- 3) At the end of the book, did you wish that Kimble could remain human? Why or why not? Explain your answer.

- 4) How did you feel at the end of the book? Why did you feel that way? Explain.



Name _____

Katie & Kimble: The Magic Wish


What's the Order?

Chapter 7-12

Put these *main events* from Chapters 7-12 in order. Write "1" for the first thing, "2" for the second thing, and continue through number "6". Then, draw a line to the picture that matches each main event. Use each picture only once.




_____ Kimble's time as a human comes to an end and Kimble disappears.



_____ Near the end of the picnic, Kimble still keeps eating and finally gets sick.



_____ Katie, Kimble and Mrs. Russell finally explain the whole truth about Kimble to Mr. Russell.



_____ Katie waits a long time for Kimble to return. When Kimble does return to the family as a ghost, Katie's parents can see her.



_____ During the picnic, Mr. Russell tells his family that he saw a ghost once, too.



_____ Kimble learns how to ride Katie's bike and goes a little wild.



Name _____

Katie & Kimble: The Magic Wish

Ask the Author Follow Up

Activity Packet 2F

Earlier in this Activity Packet, you posted a question or comment on the Katie & Kimble Blog.

Look at your Ask the Author activity page.

What was the date that you posted your comment? _____

By now, the author of Katie & Kimble, Linda Thieman, will have responded to your post.

- 1) Go to the Katie & Kimble Blog again.
<http://www.katieandkimbleblog.com>
- 2) Click on the *Talk to Linda* box on the right sidebar.
- 3) Find your post. Then find Linda's response to your post.
- 4) Did Linda respond to your post? ____ yes ____ no
(If you can't find Linda's response to your post, ask your teacher for help in finding it. Knowing the date of your post might help you find the response.)
- 5) If you asked a question, did Linda answer your question?
If you posted a comment, did Linda agree with your comment?
- 6) What did Linda say in her response to your post?
- 7) Were you happy with this response? Why or why not?



Katie & Kimble: The Magic Wish

Katie & Kimble Awards Package

This Awards Package has been designed to accompany the Activity Packets for *Katie & Kimble: A Ghost Story* and *Katie & Kimble: The Magic Wish*, which can be downloaded free-of-charge from <http://www.katieandkimbleblog.com>.

Each Activity Packet covers two chapters and contains 7 Activity Pages. The first page of each Activity Packet is a Table of Contents/Cover Sheet page for the packet. Teachers and homeschoolers can decide which Activity Pages to use in each packet, and kids can check off each Activity Page on the Contents page as they complete it (very motivating, as they can see their progress). The Contents page/Cover Sheet also contains pre-reading activities for the chapters that follow.

This file, the Katie & Kimble Awards Package, consists of one four-inch ribbon to be awarded to the reader upon the completion of each Activity Packet. The ribbons are designed to be printed out and work equally well in color or in black and white/grayscale.

Suggested Use

When the reader has finished Activity Packet 1A, for example—the “1” meaning Book 1 and the “A” meaning the first packet—give the reader the ribbon for packet 1A. The reader can color in the ribbon, cut it out, and write her or his name on the blank ribbon. The reader can then collect the ribbons, pin them or tape them up on the wall or on a bulletin board, and watch her or his progress grow. At the end of each of the Katie & Kimble books, the reader is to be awarded one of the bigger, six-inch ribbons to signify having completed the entire book and all six of the Activity Packets.

The printable ribbons can be found on the following pages. There are six small ribbons per book and one large ribbon per book.





